

EMIL  
CERAMICA

# Kotto

## **Il fascino senza tempo dell'argilla naturale**

La collezione Kotto dà vita ad affascinanti ambienti contemporanei grazie al fascino intramontabile dell'argilla. I segni del tempo e della lavorazione manuale tracciano ambienti urbani di personalità, stile e calore.

The Kotto collection creates extremely attractive contemporary interiors thanks to the timeless beauty of clay. The marks left by time and hand-processing are the basis for urban interiors with personality, style and warmth.

La collection Kotto donne vie à des espaces contemporains grâce au charme éternel de l'argile. Les marques du temps et du travail réalisé à la main dessinent des espaces urbains empreints de personnalité, de style et de chaleur.

Die Kollektion Kotto spielt gekonnt mit dem unübertroffenen Reiz von Ton und verleiht zeitgenössischen Räumen einen faszinierenden Charakter. Die Zeichen der Zeit und der handwerklichen Verarbeitung hauchen einem urbanen Ambiente Persönlichkeit, Stil und Wärme ein.

La colección Kotto da vida a fascinantes ámbitos contemporáneos gracias al encanto imperecedero de la arcilla. Las huellas del tiempo y de la elaboración manual de la serie delinean espacios urbanos llenos de personalidad, estilo y calidez.













Kotto

Sezione tecnica

Technical section

**COLORI E FORMATI**

Colours and Sizes | Couleurs et Formats | Farben und Formate | Colores y Tamaños | Цвета и Форматы


**Calce**



**Cenere**




**Gesso (solo 6x25)**




**COLORI E FORMATI**

Colours and Sizes | Couleurs et Formats | Farben und Formate | Colores y Tamaños | Цвета и Форматы

**Kotto XL 9,5 mm.**



**Naturale Rett.**  
80x80 - 31<sup>1/2</sup>"x31<sup>1/2</sup>"  
**E30N** Calce ● **T25**  
**E30F** Cenere ● **T25**



**Naturale Rett.**  
40x80 - 15<sup>3/4</sup>"x31<sup>1/2</sup>"  
**E325** Calce ● **T23**  
**E329** Cenere ● **T23**



**Naturale Rett.**  
60x60 - 23<sup>5/8</sup>"x23<sup>5/8</sup>"  
**E30L** Calce ● **T17**  
**E306** Cenere ● **T17**

**Kotto XS 9,5 mm.**



**Naturale Rett.**  
30x60 - 11<sup>13/16</sup>"x23<sup>5/8</sup>"  
**E30M** Calce ● **T14**  
**E30A** Cenere ● **T14**

**Kotto Brick 9 mm.**



**Brick Naturale**  
6x25 - 2<sup>3/8</sup>"x9<sup>13/16</sup>"  
**E30W** Gesso ● **T12**


Si consiglia la posa con fuga 2 mm. - Laying with a 2 mm-joint is recommended. - Pose recommandée avec joints de 2 mm.  
Es wird eine Fugenbreite von 2 mm empfohlen. - Se recomienda la colocación con juntas de 2 mm. - Рекомендуется укладка с швом 2 мм.

**DECORI**

Decors | Decors | Dekore | Decorados | Декоры

**MOSAICO 5X5\* KOTTO XL**

Tessera - Chip 4,8x4,8 - 1<sup>7/8</sup>"x1<sup>7/8</sup>"



30x30 - 11<sup>13/16</sup>"x11<sup>13/16</sup>"  
**E344** Calce Nat. ● **A86**



30x30 - 11<sup>13/16</sup>"x11<sup>13/16</sup>"  
**E348** Cenere Nat. ● **A86**

**MOSAICO 5X5\* KOTTO XS**

Tessera - Chip 4,8x4,8 - 1<sup>7/8</sup>"x1<sup>7/8</sup>"



30x30 - 11<sup>13/16</sup>"x11<sup>13/16</sup>"  
**E312** Calce Nat. ● **A86**








30x30 - 11<sup>13/16</sup>"x11<sup>13/16</sup>"  
**E316** Cenere Nat. ● **A86**

\* Su rete in fibra - On fibre mesh backing - Sur filet en fibre de verre - Auf Glasfasernetz - Sobre malla de fibra - На волоконной сетке



PEZZI SPECIALI KOTTO XL

Trims | Pieces Speciales | Formteile | Piezas Especiales | Специальные Изделия

	Dimensione Size			Fascia di prezzo Price band
	<b>Nat. Rett.</b> 7x60 - 2 <sup>3/4</sup> "x23 <sup>5/8</sup> " Pcs. Box 15 - LM x Box 9,00	<b>E317</b>	<b>E31C</b>	● <b>A11</b>
Battiscopa - Skirting	<b>Nat. Rett.</b> 4,6x60 - 1 <sup>13/16</sup> "x23 <sup>5/8</sup> " Pcs. Box 20 - LM x Box 12	<b>E3AH</b>	<b>E9LF</b>	● <b>A11</b>
	<b>Nat. Rett.</b> 33x60 - 12 <sup>15/16</sup> "x23 <sup>5/8</sup> " Pcs. Box 6 - LM x Box 3,60	<b>E9AW</b>	<b>E9C0</b>	● <b>A54</b>
Gradino - Stair Tread	<b>Nat. Rett.</b> 33x60x3,2x3,2 12 <sup>15/16</sup> "x23 <sup>5/8</sup> "x1 <sup>1/4</sup> "x1 <sup>1/4</sup> " Pcs. Box 4 - LM x Box 2,40	<b>E9AF</b>	<b>E9AK</b>	● <b>A68</b>
	<b>Nat. Rett.</b> 33x33x3,2x3,2 12 <sup>15/16</sup> "x12 <sup>15/16</sup> "x1 <sup>1/4</sup> "x1 <sup>1/4</sup> " Pcs. Box 2 - LM x Box 0,66	<b>E9A9</b>	<b>E9AE</b>	● <b>A72</b>
Angolare - Corner Tile	<b>Nat. Rett.</b> 15x60x5 5 <sup>7/8</sup> "x23 <sup>5/8</sup> "x1 <sup>15/16</sup> " Pcs. Box 4 - LM x Box 2,40	<b>E31H</b>	<b>E31M</b>	● <b>A34</b>
Elemento a "L" - L Shaped Piece				






PEZZI SPECIALI KOTTO BRICK

Trims | Pieces Speciales | Formteile | Piezas Especiales | Специальные Изделия

	Dimensione Size		Fascia di prezzo Price band
	<b>Nat.</b> (AxBxC) 6x25x12,5 2 <sup>3/8</sup> "x9 <sup>13/16</sup> "x4 <sup>15/16</sup> " Pcs. Box 12	<b>E38X</b>	● <b>A19</b>
Brick Angolare - Brick Corner	<b>Nat.</b> 6x25 - 2 <sup>3/8</sup> "x9 <sup>13/16</sup> " Pcs. Box 34	<b>E396</b>	● <b>A4</b>
Becco Civetta - Bullnose			

PEZZI SPECIALI KOTTO XS

Trims | Pieces Speciales | Formteile | Piezas Especiales | Специальные Изделия

	Dimensione Size			Fascia di prezzo Price band
	<b>Nat. Rett.</b> 7x60 - 2 <sup>3/4</sup> "x23 <sup>5/8</sup> " Pcs. Box 15 - LM x Box 9,00	<b>E3DE</b>	<b>E9MH</b>	● <b>A11</b>
Battiscopa - Skirting	<b>Nat. Rett.</b> 4,6x60 - 1 <sup>13/16</sup> "x23 <sup>5/8</sup> " Pcs. Box 20 - LM x Box 12	<b>E3AM</b>	<b>E3AR</b>	● <b>A11</b>
	<b>Nat. Rett.</b> 30x60 - 11 <sup>13/16</sup> "x23 <sup>5/8</sup> " Pcs. Box 6 - LM x Box 3,60	<b>E9C1</b>	<b>E9C5</b>	● <b>A44</b>
Gradino - Stair Tread	<b>Nat. Rett.</b> 30x60x3,2x3,2 11 <sup>13/16</sup> "x23 <sup>5/8</sup> "x1 <sup>1/4</sup> "x1 <sup>1/4</sup> " Pcs. Box 4 - LM x Box 2,40	<b>E9AR</b>	<b>E9AV</b>	● <b>A58</b>
	<b>Nat. Rett.</b> 30x30x3,2x3,2 11 <sup>13/16</sup> "x11 <sup>13/16</sup> "x1 <sup>1/4</sup> "x1 <sup>1/4</sup> " Pcs. Box 2 - LM x Box 0,60	<b>E9AL</b>	<b>E9AQ</b>	● <b>A66</b>
Angolare - Corner Tile	<b>Nat. Rett.</b> 15x60x5 5 <sup>7/8</sup> "x23 <sup>5/8</sup> "x1 <sup>15/16</sup> " Pcs. Box 4 - LM x Box 2,40	<b>E31H</b>	<b>E31M</b>	● <b>A34</b>
Elemento a "L" - L Shaped Piece				

IMBALLI E PESI

Packing and Weight | Emballages et Poids | Verpackung und Gewicht | Embalajes y Pesos | Упаковка и Вес

Formato Size Format Format Тamaño Формат cm	Spessore Thickness Epaisseur Stärke Espesor Толщина mm	Pz. x Mq. Pieces x Sqm Pcs / M <sup>2</sup> Stk. x Qm Pzs x Mc. Шт x Кв.М.	Pz. x Scat. Pieces x Box Pcs / Bte Stk. x Krt. Pzs x Caja Шт x Кор.	Mq. x Scat. Sqm x Box M <sup>2</sup> / Bte Qm x Krt. Mc. x Caja Кв.М. x Кор.	Peso x Scat. Weight x Box Poids / Bte Gewicht x Krt. Peso x Caja Вес x Кор. Kg	Scat. x Pal. Boxes x Pal. Bte / Pal. Krt. x Pal. Cajas x Pal. Кор. x Подд.	Mq. x Pal. Sqm x Pal. M <sup>2</sup> / Pal. Qm x Pal. Mc. x Pal. Кв.М x Подд.	Peso x Pal. Weight x Pal. Poids / Pal. Gewicht x Pal. Peso x Pal. Вес x Подд. Kg
80x80 Naturale	9,5	1,56	2	1,280	28,16	42	53,76	1183
40x80 Naturale	9,5	3,13	3	0,960	21,12	28	26,88	591
60x60 Naturale	9,5	2,78	3	1,080	23,76	40	43,20	950
30x60 Naturale	9,5	5,56	6	1,080	23,76	48	51,84	1140
6x25 Naturale	9	66,67	34	0,510	9,57	99	50,49	947
30x30 Mosaico 5X5 XL Naturale	9,5	11,11	5	0,450	8,73	60	27,00	524
30x30 Mosaico 5X5 XS Naturale	9,5	11,11	5	0,450	8,73	60	27,00	524

# Kotto

Porcelain Tiles  
ISO 13006 Annex G - UNI EN 14411 Annex G - Bla GL  
ANSI A137.1 - CLASS P1



## CARATTERISTICHE TECNICHE






Technical Features - Caracteristiques Techniques - Technische Eigenschaften  
Technische Eigenschaften - Caracteristicas Tecnicas - Технические Характеристики

## NORMA

Standard - Norme  
Norm - Norma - Норма

## VALORI

Value - Valeur  
Vorgabe - Valor - Средние

	<b>ASSORBIMENTO D'ACQUA</b> Water absorption - Absorption d'eau - Wasseraufnahme Absorción de agua - Поглощение воды	UNI EN ISO 10545/3	Conforme	
		ASTM C373	Compliant	
	<b>RESISTENZA ALLA FLESSIONE</b> Modulus of rupture - Resistance a la flexion - Biegefestigkeit Resistencia a la flexion - Прочность на изгиб	SPESSORE	<b>9 / 9,5 mm</b>	
		UNI EN ISO 10545/4	≥ 45 N/mm <sup>2</sup>	
	<b>FORZA DI ROTTURA</b> Breaking strength - Résistance à la rupture - Bruchlast Resistencia a la rotura - Разрывное усилие	UNI EN ISO 10545/4	≥ 2000 N	
		ASTM C648	≥ 400 lbf	
	<b>RESISTENZA AL GELO</b> Frost resistance - Résistance au gel - Frostbeständigkeit Resistencia a las heladas - Морозостойкость	UNI EN ISO 10545/12	Conforme	
		ASTM C1026	Unaffected	
	<b>RESISTENZA CHIMICA</b> <b>AD ALTE E BASSE CONCENTRAZIONI DI ACIDI E BASI</b> Chemical resistance to high and low acid and basic concentrations Résistance chimique aux hautes et basses concentrations d'acides et de bases Chemikalienfestigkeit bei hohen und niedrigen Konzentrationen von Säuren und Basen Resistencia química con concentraciones altas y bajas de ácidos y bases Химическая стойкость к высоким и низким концентрациям кислот и щелочей	UNI EN ISO 10545/13	A - LA - HA	
		ASTM C650	Unaffected	
	<b>RESISTENZA ALLE MACCHIE</b> Stain resistance - Résistance aux taches - Fleckenbeständigkeit Resistencia a las manchas - Стойкость к образованию пятен	UNI EN ISO 10545/14	5	
		ASTM C1378	Class A	
	<b>COEFFICIENTE DI ATTRITO</b> Slip resistance Coefficient de glissement Rutschfestigkeit Barfußbereich Coeficiente de atrito medio Коэффициент трения		<b>NAT.</b>	<b>BRICK NAT.</b>
		DIN EN 16165 Annex B	R10	R11
		DIN EN 16165 Annex A	B (A+B)	C (A+B+C)
		ANSI A326.3:2017 DCOF	WET ≥ 0,50	WET ≥ 0,65
		B.C.R.A. D.M. N. 236 14/6/89	> 0,40	> 0,40
		AS 4586-2013 Anexo A	P2	P2
		BS 7976-2: 2002 BSEN13036-4:2011 Pendulum testers	< 36 Moderate Slip potential	> 36 Low Slip potential
UNE 41901:2017 EX DB SUA (actual)	2	2		

Per maggiori chiarimenti sui dati tecnici e sulla garanzia consultare il catalogo generale in vigore. - For further information on technical specifications, please consult our up-dated general catalogue. - Pour toutes informations supplémentaires sur les données techniques et sur les garanties, veuillez consulter le catalogue général en vigueur. - Für weitere Informationen über technische Daten und Garantiebeziehungen siehe bitte auf den aktuellen Gesamtkatalog. - Para ulteriores informaciones sobre los datos técnicos y la garantía, vease el catalogo general en vigor. - Более подробную информацию о технических данных и гарантии смотрите в действующем сводном катал.




PRODUCT CERTIFIED  
FOR LOW CHEMICAL  
EMISSIONS  
UL.COM/CG  
UL 2818



放射性水平A类



15% 9 / 9,5 mm  
valori medi - average values



# EMIL CERAMICA



I colori e le caratteristiche estetiche dei materiali illustrati nel presente catalogo sono da ritenersi puramente indicativi. Le misure dei prodotti qui indicate si intendono nominali e come i pesi ed i colori subiscono le variazioni tipiche del processo ceramico. Emilceramica si riserva la facoltà di modificare in qualunque momento senza preavviso le caratteristiche tecniche, estetiche e i materiali presentati. Tali caratteristiche non sono comunque vincolanti nei termini legali.

Colours and optical features of the materials illustrated in this catalogue are to be regarded as mere indications. Product sizes indicated are nominal and like weights and colours undergo the typical variations of the ceramic process. Emilceramica reserves the right to change the technical and optical features of the materials illustrated at any time and without notice. These features are not legally binding.





<b>Emilceramica is a brand of Emilceramica S.r.l. a socio unico</b>	<b>Sede Commerciale/ Amministrativa</b>
<a href="http://emilgroup.it/emilceramica">emilgroup.it/emilceramica</a> <a href="http://emilgroup.it">emilgroup.it</a>	Via Ghiarola Nuova, 29 - 41042 Fiorano Modenese (Mo) Italy T +39 0536 835111 - <a href="mailto:info@emilceramicagroup.it">info@emilceramicagroup.it</a>